



Acoustical Surfaces, Inc.

SOUNDPROOFING, ACOUSTICS, NOISE & VIBRATION CONTROL SPECIALISTS

123 Columbia Court North • Suite 201 • Chaska, MN 55318

(952) 448-5300 • Fax (952) 448-2613 • (800) 448-0121

Email: sales@acousticalsurfaces.com

Visit our Website: www.acousticalsurfaces.com

We Identify and S.T.O.P. Your Noise Problems

Acoustical Surfaces, Inc.
A Master Distributor for
PAC INTERNATIONAL, INC.

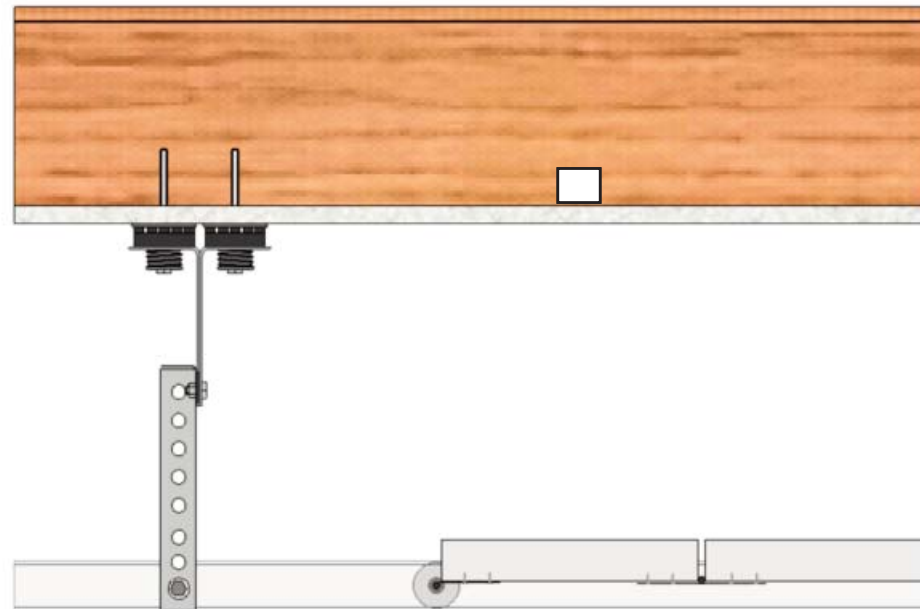


RSIC-GDS® KIT SOUND ISOLATION SYSTEM

RSIC-GDS KIT



- RSIC-GDS Motor Kit
- RSIC-GDS Rail Kit
- RSIC-GDS Complete Kit





Acoustical Surfaces, Inc.

SOUNDPROOFING, ACOUSTICS, NOISE & VIBRATION CONTROL SPECIALISTS

123 Columbia Court North • Suite 201 • Chaska, MN 55318

(952) 448-5300 • Fax (952) 448-2613 • (800) 448-0121

Email: sales@acousticalsurfaces.com

Visit our Website: www.acousticalsurfaces.com

We Identify and S.T.O.P. Your Noise Problems

Acoustical Surfaces, Inc.
A Master Distributor for
PAC INTERNATIONAL, INC.



RSIC-GDS® KIT SOUND ISOLATION SYSTEM

RSIC-Garage Door Motor Kit Isolator Instructions

Installation Instructions:

Close Garage Door.

Measure distance from ceiling to top of garage door opener motor. Enter measurement here: (_____).

Disconnect power from garage door opener motor.

Support Garage Door Motor with ladder or stand.

Disconnect metal brackets from the existing garage door motor.

Disconnect metal brackets from ceiling.

Install GARAGE DOOR MOTOR SILENCERS using the 1-1/2" flat washers and the 3" hex head screws (screws need to be installed into the joist).

Trim 4" from the bottom of the metal support brackets to compensate for the 4" additional space that the GDS added.

Bolt the metal brackets from step 2 to the GDS motor isolators using the 3/4" bold, 3/4" flat washers, and the 7/16" nyloc nut.

Measure and adjust height of garage door rails using noted measurement taken in step 2.

Reinstall the garage door motor to the metal brackets using the original hardware.


Plug in your garage door opener motor.

Test and adjust if needed.

Repeat steps on other side.

RSIC-GDS Motor Kit Parts List:

- | | |
|----------------------------------|-------------------|
| 2 ea RSIC-GDS Motor Isolators | 2 ea 3/4" bolts |
| 4 ea 3-1/2" coarse thread screws | 2 ea nyloc nuts |
| 4 ea RSIC 1-1/2" Fender washers | 4 ea 3/4" washers |





Acoustical Surfaces, Inc.

SOUNDPROOFING, ACOUSTICS, NOISE & VIBRATION CONTROL SPECIALISTS

123 Columbia Court North • Suite 201 • Chaska, MN 55318

(952) 448-5300 • Fax (952) 448-2613 • (800) 448-0121

Email: sales@acousticalsurfaces.com

Visit our Website: www.acousticalsurfaces.com

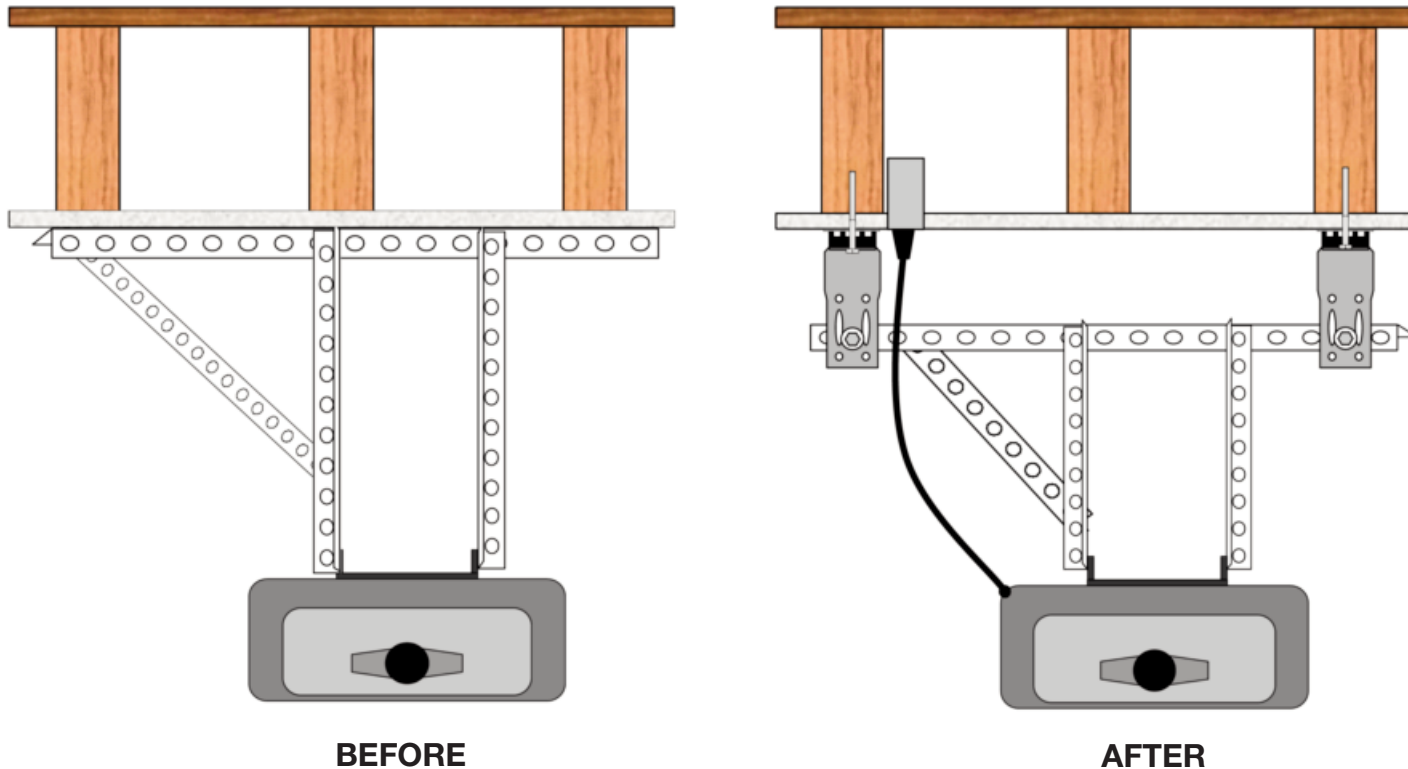
*We Identify and **S.T.O.P.** Your Noise Problems*

Acoustical Surfaces, Inc.
A Master Distributor for
PAC INTERNATIONAL, INC.



RSIC-GDS® KIT SOUND ISOLATION SYSTEM

RSIC-Garage Door Motor Kit Isolator Instructions





Acoustical Surfaces, Inc.

SOUNDPROOFING, ACOUSTICS, NOISE & VIBRATION CONTROL SPECIALISTS

123 Columbia Court North • Suite 201 • Chaska, MN 55318

(952) 448-5300 • Fax (952) 448-2613 • (800) 448-0121

Email: sales@acousticalsurfaces.com

Visit our Website: www.acousticalsurfaces.com




Acoustical Surfaces, Inc.
A Master Distributor for
PAC INTERNATIONAL, INC.



*We Identify and **S.T.O.P.** Your Noise Problems*

RSIC-GDS® KIT SOUND ISOLATION SYSTEM

RSIC-Garage Door Motor Kit Isolator Instructions



Page 4



Acoustical Surfaces, Inc.

SOUNDPROOFING, ACOUSTICS, NOISE & VIBRATION CONTROL SPECIALISTS

123 Columbia Court North • Suite 201 • Chaska, MN 55318

(952) 448-5300 • Fax (952) 448-2613 • (800) 448-0121

Email: sales@acousticalsurfaces.com

Visit our Website: www.acousticalsurfaces.com

We Identify and S.T.O.P. Your Noise Problems

Acoustical Surfaces, Inc.
A Master Distributor for
PAC INTERNATIONAL, INC.



RSIC-GDS® KIT SOUND ISOLATION SYSTEM

RSIC-Garage Door Motor Kit Isolator Instructions

Installation Instructions:

(This page only needed if you are adding the GDS garage door rail isolator clips to an already existing garage door opener system).

Close Garage Door.

Measure distance from ceiling to top of garage door rail. Enter measurement here: (_____).

Disconnect power from garage door opener motor.

Support Garage Door Rail with Ladder or stand.

Disconnect metal brackets from the existing garage door rail.

Disconnect metal brackets from ceiling.

Install GARAGE DOOR RAIL SILENCERS using the 1-½" flat washers and the 3" hex head screws (screws need to be installed into the joist).

Trim 4" from the bottom of the metal support brackets to compensate for the 4" additional space that the GDS added.

Bolt the metal brackets from step 2 to the GDS rail isolators using the ¾" bold, ¾" flat washers, and the 7/16" nyloc nut.

Measure and adjust height of garage door rails using noted measurement taken in step 2.

Reinstall the garage door rails to the metal brackets using the original hardware.


Plug in your garage door opener motor.

Test and adjust if needed.

Repeat steps on other side.

RSIC-GDS Motor Kit Parts List:

- | | |
|--------------------------------|--------------------|
| 4 ea RSIC-Rail Isolators | 4 ea ¾" long bolts |
| 8 ea 3-½" coarse thread screws | 4 ea nyloc nuts |
| 4 ea RSIC-Retro Fender Washers | 8 ea ¾" washers |





Acoustical Surfaces, Inc.

SOUNDPROOFING, ACOUSTICS, NOISE & VIBRATION CONTROL SPECIALISTS

123 Columbia Court North • Suite 201 • Chaska, MN 55318

(952) 448-5300 • Fax (952) 448-2613 • (800) 448-0121

Email: sales@acousticalsurfaces.com

Visit our Website: www.acousticalsurfaces.com

Acoustical Surfaces, Inc.
A Master Distributor for
PAC INTERNATIONAL, INC.



*We Identify and **S.T.O.P.** Your Noise Problems*

RSIC-GDS® KIT SOUND ISOLATION SYSTEM

RSIC-Garage Door Motor Kit Isolator Instructions



BEFORE

AFTER



Acoustical Surfaces, Inc.

SOUNDPROOFING, ACOUSTICS, NOISE & VIBRATION CONTROL SPECIALISTS

123 Columbia Court North • Suite 201 • Chaska, MN 55318

(952) 448-5300 • Fax (952) 448-2613 • (800) 448-0121

Email: sales@acousticalsurfaces.com

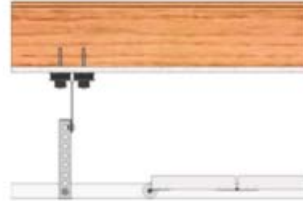
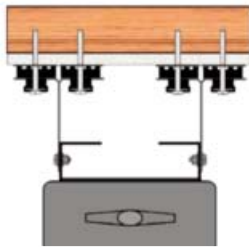
Visit our Website: www.acousticalsurfaces.com

We Identify and S.T.O.P. Your Noise Problems

Acoustical Surfaces, Inc.
A Master Distributor for
PAC INTERNATIONAL, INC.



RSIC-GDS® KIT SOUND ISOLATION SYSTEM



Members of the International
Code Council



WARRANTY DISCLAIMER AND LIABILITY LIMITATION LANGUAGE

NO EXPRESS OR IMPLIED WARRANTIES

THERE IS NO WARRANTY, REPRESENTATION OR CONDITION OF ANY KIND; AND ANY WARRANTY, EXPRESS OR IMPLIED, IS EXCLUDED AND DISCLAIMED, INCLUDING THE IMPLIED WARRANTIES OF MERCHANTABILITY AND OF FITNESS FOR A PARTICULAR PURPOSE. Some states do not allow limitations on implied warranties, so the above limitation may not apply to you.

LIABILITY LIMITED TO RETURN OF PURCHASE PRICE

IT IS AGREED THAT SELLER'S LIABILITY AND PURCHASER'S SOLE REMEDY, WHETHER IN CONTRACT, UNDER ANY WARRANTY, IN TORT (INCLUDING NEGLIGENCE), IN STRICT LIABILITY OR OTHERWISE, SHALL NOT EXCEED THE RETURN OF THE AMOUNT OF THE PURCHASE PRICE PAID BY PURCHASER, AND UNDER NO CIRCUMSTANCES SHALL SELLER BE LIABLE FOR ANY SPECIAL, INCIDENTAL OR CONSEQUENTIAL DAMAGES, INCLUDING, BUT NOT LIMITED TO, PERSONAL INJURY, PROPERTY DAMAGE, DAMAGE TO OR LOSS OF EQUIPMENT, LOST PROFITS OR REVENUE, COSTS OF RENTING REPLACEMENTS AND OTHER ADDITIONAL EXPENSES, EVEN IF SELLER HAS BEEN ADVISED OF THE POSSIBILITY OF SUCH DAMAGES. THE PRICE STATED FOR THE EQUIPMENT IS A CONSIDERATION IN LIMITING SELLER'S LIABILITY AND PURCHASER'S REMEDY. Some states do not allow the exclusion or limitation of incidental or consequential damages, so the above limitation or exclusion may not apply to you.

SELLER NOT LIABLE FOR PURCHASER'S NEGLIGENCE

SELLER WILL NOT BE LIABLE FOR ANY DAMAGES, LOSSES OR EXPENSES AS A RESULT OF PURCHASER'S NEGLIGENCE, WHETHER DEEMED ACTIVE OR PASSIVE AND WHETHER OR NOT ANY SUCH NEGLIGENCE IS THE SOLE CAUSE OF ANY SUCH DAMAGE, LOSS OR EXPENSE.

MODEL FOR DEMONSTRATION PURPOSES ONLY

THE MODEL OR SAMPLE SHOWN BY SELLER TO BUYER IS USED FOR DEMONSTRATION PURPOSES ONLY. THERE IS NO WARRANTY THAT THE GOODS AS DELIVERED SHALL CONFORM TO THE MODEL OR SAMPLE, AND CONFORMITY OF THE GOODS TO THE MODEL OR SAMPLE IS NOT PART OF THE BASIS OF THE BARGAIN BETWEEN SELLER AND BUYER.

NO WARRANTY OR COMPLIANCE WITH SAFETY CODE OR REGULATION

SELLER DOES NOT WARRANT THAT ANY OF THE GOODS SOLD WILL MEET OR COMPLY WITH THE REQUIREMENTS OF ANY SAFETY CODE, BUILDING OR DWELLING CODE, OR REGULATION OF ANY STATE, MUNICIPALITY OR OTHER JURISDICTION.

NEVADA LAW APPLIES

SELLER AND BUYER AGREE THAT ALL ASPECTS OF THIS TRANSACTION INCLUDING THE APPLICABLE STATUTE OF LIMITATIONS SHALL BE GOVERNED BY THE INTERNAL LAW OF THE STATE OR NEVADA, AND NOT THE LAWS OF CONFLICTS. This warranty gives you specific legal rights, and you may also have other rights which vary from state to state.